


**.pressfit®**

## **PVC Casing-Capping**



## **PVC Conduit Pipes**

Wiring Solutions  
WS-01 v1  
1<sup>st</sup> August 2020

## Introduction

---

*In 1979, starting from the humblest beginnings, Pressfit took root in the town of Ulhasnagar, which after serving as the home of partition victims, had turned into a manufacturing and trading hub! The company began operations in a tiny workshop with the idea of processing PVC compounds. A major milestone in Pressfit's journey was the decision to start manufacturing PVC Casing-Capping in 1989. In fact, the company got its name from this very product and was the first one to be marketed under the brand name Pressfit. In 1996, the company ventured into making Conduit Pipes for concealed wiring. This was the tipping point!*

*Since then, we have expanded into launching more than 7,000 products, an employee base of over 250 employees, and more than 10,000 channel partners. Our vast network has enabled us to quickly penetrate new market and product segments, and generate economies of scale. Pressfit has been a comprehensive solution provider with its wide range of products. Our emphasis has been on handcrafting our products and perfecting our processes decade after decade to provide quality that withstands the test of time. We have developed products for wiring devices, electrical switches, power accessories to add to our core offerings of PVC Conduit Pipes and PVC Casing.*

*We believe in a collaborative, team-oriented culture. We want to ensure that our employees and channel partners grow along with us. The contribution of every stakeholder towards making our products successful is encouraged and valued. Our commitment has been towards nurturing our strategic relationships with our distributors, retailers and customers. Pressfit offers the most comprehensive range of products and marketing services to assist clients in making decisions that benefit their businesses. We offer a wide array of sales, market development, and training tools to help our partners boast their sales. For over 30 years, we have been creating electrical solutions through innovation, and consultation with designers and engineers.*

*Pressfit has been manufacturing and supplying high-quality products to reputable public and private companies within and beyond the national borders. Along with penetrating the domestic Indian market, we also supply products to 11 different countries. We have a team that can handle projects ranging from domestic residencies to Government and Private offices. Pressfit is the one stop shop for all your electrical needs.*

## Mission

---


*To become the brand people think of when they need any electrical product. We want to establish a strong relationship built on simple but powerful virtues of trust and quality with everyone who uses a Pressfit product. In addition to that, we want to create long-lasting value for our channel partners who have been the catalysts for our growth over all these years.*

## Vision Statement

---

*To be a household name for providing good quality products at a fair price. We want to achieve sustainable growth for our stakeholders, society, environment, and us.*

*Your end-to-end partner for all your electrical needs.*



**.pressfit®**



# FRLS PVC Conduit Pipes

# PVC Conduit Pipes

---

A FRLS PVC Conduit Pipe is simply a tube with fire-retardant and low-smoke properties. It is used to enclose, lay and protect electrical wiring in a building or concealed wiring in a construction structure. It also protects people by acting as an insulating barrier between electrical wiring and any person who comes near it.

Pressfit's PVC Conduit Pipes are manufactured conforming to rigorous testing procedures to ensure that the products can withstand tough conditions for a durable life. Using state-of-the-art technology and excellent production techniques ensure our PVC Conduit Pipes are of the highest quality. They are available in various sizes, specifications, and classes to support the wide range of applications and uses. Our decades of experience with the product clearly sets us apart from other Conduit Pipe manufacturers in terms of both product quality and price.

## Light Mechanical Stress (LMS) :

These Conduit Pipes are mainly used for light performance applications like surface wiring. These are competitively-priced to give you the best quality at a great price.

## Medium Mechanical Stress (MMS):

They are primarily used for moderate performance applications while offering superior aesthetics, application time, and surface finish. They offer great strength and insulate your electrical wiring well in all conditions.

## Heavy Mechanical Stress (HMS):

As the name suggests, these Conduit Pipes are mainly used for heavy performance applications like concrete slab-work. Pressfit's heavy-duty PVC Conduit fittings offer outstanding rigidity and strength that keeps your enclosed wiring safe and secure across all conditions.

# Applications

---

Pressfit's Conduit Pipes & fittings have applications in apartments, high rise buildings, hotels, hospitals, shopping malls, parking, factories, and many other places.

## Structural Electrical Wiring:

Pressfit's Conduit Pipes are primarily used to enclose electrical wiring. They are placed within the sections of the brick structure before plastering and cementing it. Practically, they are the arteries for any electrical wiring system, the lifeline of every building and structure.

## Underground Wiring:

Pressfit Conduit Pipes are corrosion-free and chemically inactive, which make them ideal for underground wiring. It has all the necessary properties to withstand the harsh underground environment. Different types of Conduit Pipes are available, depending on the specifications required for their respective applications.

# Variety of colours

---

Black



Grey



Ivory



PVC Conduits Pipes are perfect for electrical applications, because of PVC's resistance to breakdown under high electrical voltage. It is also a poor conductor of electricity. They are resistant to weathering, chemical rotting, corrosion, shock, and abrasion. Manufactured on fully automated machines, Pressfit's PVC Conduit Pipes are made of insulating compounds, mixed at 140° C in high-speed mixers. This further enhances the mechanical properties of PVC, allowing energy-efficient production and also providing considerable performance advantages like improved impact resistance, greater ductility, and higher strength.

## Technical Features

---



### FRLS

Fire-retardant (FR) feature retards the spreading of fire. Low-smoke (LS) emission ensures easy escape of people during fire emergency.



### Safe and secure

PVC is non-toxic. It is a safe material and a valuable resource. It is also the world's most researched and tested plastic.



### Superior Rigidity

Our Conduit Pipes are extremely rigid which make them highly durable and impact-resistant. The strong material composition keeps the wires safe.



### Corrosion-Free

PVC Conduit Pipes are corrosion-free. This is one of the most critical reasons for using PVC Conduit Pipes instead of GI Pipes.



### Clean Laser Printing


We employ laser technology, which leaves permanent and clean marking. Using laser print is also environmentally friendly and sustainable.

# PVC Conduit Pipes



## Utility Features

---




### Smooth Finishing

Our Conduit Pipes have an extra-smooth inner surface to pull the wiring system to desired spots quickly and easily.




### Lightweight

Lesser weight makes the Conduit Pipes easier to handle. It significantly reduces the overall cost of transportation.



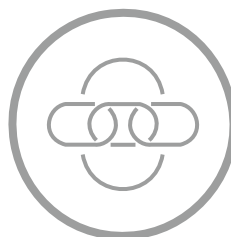
### Good Insulator

PVC Conduit Pipes are good insulators. Insulation protects people from direct contact with wires.



### Flexibility

They have the ability to perform under extreme pressure without cracking. The elasticity of PVC Pipes is a major advantage for buried applications.



### Socketed on one end

Two Pipes can be joint easily due to pre-socketing. It saves money by eliminating the cost of buying couplers and by reducing the labour costs.

## Spring-bend: The Ultimate Mark of Quality



### Spring-Bendable Conduit Pipes



The use of spring-bending is simple: to turn the wiring path by a desired angle. Only the absolute best Conduit Pipes can withstand the kind of pressure required for spring-bending. It makes the pulling of the wires easier as there are no bumps/joins in the middle, just the smooth inner surface of the Conduit Pipes. Also, it saves the user the cost and the hassle of buying bends.

It is done by directly bending the Pipe using a special spring. The spring is inserted into the Conduit Pipe where the bend has to be created. It is then manually bent over the thigh, shoulder, or another supportive surface.



# PVC Conduit Pipes



IS:9537 (Part III)



CML 7257880

## Technical Specifications of Round Conduit as per IS:9537 (III)

SIZE	OD (mm)		LIGHT			MEDIUM			HEAVY		
			ID (mm)	W.T. (mm)		ID (mm)	W.T. (mm)		ID (mm)	W.T. (mm)	
	MIN.	MAX.		MIN.	MAX.		MIN.	MAX.		MIN.	MAX.
16 mm	15.7	16	13.7	1.00	1.15	13.0	1.35	1.50	12.2	1.75	1.90
20 mm	19.7	20	17.4	1.15	1.30	16.9	1.40	1.55	15.8	1.95	2.10
25 mm	24.6	25	22.1	1.25	1.45	21.4	1.60	1.80	20.6	2.00	2.20
32 mm	31.6	32	28.6	1.50	1.70	27.8	1.90	2.10	26.6	2.50	2.70
40 mm	39.6	40	35.8	1.90	2.10	35.4	2.10	2.30	34.4	2.60	2.80
50 mm	49.5	50	45.1	2.20	2.45	44.3	2.60	2.85	43.2	3.15	3.40

SIZE	ITEM CODE			PKG.
	LIGHT	MEDIUM	HEAVY	
16 mm	21001	22001	23001	150 x 3m
19 mm*	24022	24023	24024	100 x 3m
20 mm	21003	22003	23003	100 x 3m
25 mm	21004	22004	23004	100 x 3m
32 mm	21005	22005	23005	50 x 3m
40 mm	21006	22006	23006	50 x 3m
50 mm	21007	22007	23007	25 x 3m

SIZE	ICS (sq. mm)		
	LIGHT	MEDIUM	HEAVY
16 mm	147	133	117
19 mm	211	198	172
20 mm	238	224	196
25 mm	383	359	333
32 mm	642	607	555
40 mm	1006	984	929
50 mm	1597	1541	1465

## Economical Conduit Pipes<sup>#</sup>

### COMMERCIAL

W.T. 1.0 mm

CODE	SIZE	PKG.
24102	19 mm	150 x 3m
24103	20 mm	150 x 3m
24104	25 mm	100 x 3m

### NANO

W.T. 1.2 mm

CODE	SIZE	PKG.
24202	19 mm	150 x 3m
24203	20 mm	150 x 3m
24204	25 mm	100 x 3m

### NAWAB

W.T. 1.5 mm

CODE	SIZE	PKG.
24302	19 mm	150 x 3m
24303	20 mm	150 x 3m
24304	25 mm	100 x 3m

### BADSHAH

W.T. 2.0 mm

CODE	SIZE	PKG.
24402	19 mm	100 x 3m
24403	20 mm	100 x 3m
24404	25 mm	100 x 3m

Product codes are 6 digits long. The last digit stands for the colour: 0 - Black 1 - White 2 - Grey 3 - Ivory

For e.g. The code for 19 mm Nano 1.2 mm (Black) will be - 24202 + 0 = 242020.

OD: Outer Diameter, ID: Inner Diameter, WT: Wall Thickness, ICS: Internal Cross-Sectional Area

\* ISI-Equivalent # Non-ISI

# PVC Conduit Fittings



## Elbow

An Elbow is a type of Pipe fitting that changes the path of the Pipe by 90°. It allows you to reroute Pipes to turn corners or fit in a limited space. It provides flexibility to change the Pipe's direction.



## Coupling

A Coupling is one of the simplest Conduit fittings. It is like an adapter that allows you to connect two different Pipes and extend or continue the Conduit line without any disturbance.



## Junction Box

Junction Boxes can be used to create connection points and provide mounting support for bulb holders and ceiling roses. They facilitate the reconfiguration by providing a passage to pull the wires in a concealed wiring system.



## Reducer

A Reducer is used to reduce the size of Conduit Pipes from larger to smaller ones. They are compatible with a larger Pipe at one end and a smaller one at the other end. It is suitable for dividing a larger Pipe into several smaller Pipes in different directions.

PVC fittings are connectors and accessories that are used with Conduit Pipes to form an interconnected network for enclosed electrical wiring. Conduit fittings connect perfectly with the piping and form a safe and protected enclosure for the wires. They include Elbow, Tee, Coupling, Bends, Junction Boxes, Reducers, Extension Rings, Push Saddles, Female Bush Adapters, Fan Boxes etc. They are available in various sizes and colours. Pressfit manufactures three different types of Conduit fittings: ISI-marked Heavy Conduit fittings, Sturdy Galaxy Conduit fittings, and Light Press Teak Conduit fittings.

## Tee

A Tee is a T-shaped Pipe fitting with lateral outlets. It is used to connect 3 different Pipes, which are at an angle of 90°, to the neighbouring one. It is generally used when you don't need a connection point ceiling roses and bulb holders.



## Bend

A Bend is a type of Conduit fitting that changes the direction of the Pipe by 90° in a concealed wiring system. It is similar to an elbow used for open wiring. It gently changes direction to allow easy pulling electrical wires during concealed wiring.



## Saddle

A Saddle is used to fix or mount the Conduit wiring network with a solid surface so that the setup remains intact in its place. Saddles differ in the way they clamp the Conduit Pipe with them



## Extension Ring

Often, you may encounter that your existing Junction Box is shorter for your current application requirements. For this, you can use the Extension Ring during the wiring process to adjust its size according to current requirements.



## Female Bush Adapter


A Female Bush Adapter connects PVC Pipes to distribution boxes without the use of flexible Pipes. It is attached with DB boxes and Pipes. It has a threading for adjusting the attached upper part.




## Heavy Conduit Fittings

Product	Code	Dimension	Pkg.	M.Pkg.
---------	------	-----------	------	--------


### 1 Way J. Box

	27211	19 mm	-	-
	27221	20 mm	20	960
	27231	25 mm	-	-


### 2 Way J. Box - Through

	27212	19 mm	-	960
	27222	20 mm	20	960
	27232	25 mm	-	720


### 2 Way J. Box - Angle

	27213	19 mm	-	960
	27223	20 mm	20	960
	27233	25 mm	-	720


### 3 Way J. Box

	27214	19 mm	-	720
	27224	20 mm	20	720
	27234	25 mm	-	720


### 4 Way J. Box

	27215	19 mm	-	540
	27225	20 mm	20	540
	27235	25 mm	-	540


### 1 Way Deep J. Box

	27321	20 mm	10	480
	27331	25 mm	10	480
	-	-	-	-


### 2 Way Deep J. Box - Through

	27322	20 mm	10	480
	27332	25 mm	10	360
	-	-	-	-


### 2 Way Deep J. Box - Angle

	27323	20 mm	10	480
	27333	25 mm	10	360
	-	-	-	-

### 3 Way Deep J. Box


	27324	20 mm	10	360
	27334	25 mm	10	360
	-	-	-	-

### 4 Way Deep J. Box


	27325	20 mm	10	270
	27335	25 mm	10	270
	-	-	-	-

Product	Code	Dimension	Pkg.
---------	------	-----------	------

### ISI Fabricated Bend

	27528	20 mm	50
	27538	25 mm	25
	27548	32 mm	25
	27558	40 mm	25
	27568	50 mm	25


### Normal Fabricated Bend \*

	27529	20 mm	50
	27539	25 mm	50
	27549	32 mm	25
	27559	40 mm	25
	27569	50 mm	25

### Coupling \*

	27523	20 mm	100
	27533	25 mm	100
	-	-	-


### Saddle Base with Screw \*

	27520	20 mm	100
	27530	25 mm	100
	-	-	-

### Elbow \*

	27521	20 mm	100
	27531	25 mm	100
	-	-	-


### Tee \*

	27522	20 mm	100
	27532	25 mm	100
	-	-	-

### Extra Lid w/Screws for J. Box

	27501	20-25 mm	10
---	-------	----------	----

### Bending Spring

	293010	20 mm (LMS)	-
	293020	25 mm (LMS)	-
	293030	20 mm (MMS)	-
	293040	25 mm (MMS)	-
	293050	20 mm (HMS)	-
	293060	25 mm (HMS)	-


\* Non-ISI


Product Codes:


Product codes are 6 digits long. The last digit stands for the colour.


0 - Black 2 - Grey 3 - Ivory


For e.g. The code for 20 mm Coupler (Ivory) will be- 27523 + 3 = 275233.


Product	Code	Dimension	Pkg.	M.Pkg.
<b>1 Way J. Box</b>				
	28011	19 mm	-	-
	28021	20 mm	50	1200
	28031	25 mm	-	-


<b>2 Way J. Box - Through</b>				
	28012	19 mm	-	-
	28022	20 mm	50	900
	28032	25 mm	-	-


<b>2 Way J. Box - Angle</b>				
	28013	19 mm	-	-
	28023	20 mm	50	900
	28033	25 mm	-	-


<b>3 Way J. Box</b>				
	28014	19 mm	-	-
	28024	20 mm	50	900
	28034	25 mm	-	-


<b>4 Way J. Box</b>				
	28015	19 mm	-	-
	28025	20 mm	50	800
	28035	25 mm	-	-


<b>1 Way Deep J. Box</b>				
	28111	19 mm	-	-
	28121	20 mm	25	600
	28131	25 mm	-	-


<b>2 Way Deep J. Box - Through</b>				
	28112	19 mm	-	-
	28122	20 mm	25	450
	28132	25 mm	-	-


<b>2 Way Deep J. Box - Angle</b>				
	28113	19 mm	-	-
	28123	20 mm	25	450
	28133	25 mm	-	-


<b>3 Way Deep J. Box</b>				
	28114	19 mm	-	-
	28124	20 mm	25	450
	28134	25 mm	-	-


<b>4 Way Deep J. Box</b>				
	28115	19 mm	-	-
	28125	20 mm	25	400
	28135	25 mm	-	-


Product	Code	Dimension	Pkg.
<b>Coupling</b>			
	28213	19 mm	-
	28223	20 mm	100
	28233	25 mm	-


<b>Elbow</b>			
	28211	19 mm	-
	28221	20 mm	100
	28231	25 mm	-

<b>Patti Saddle</b>			
	28214	19 mm	-
	28224	20 mm	100
	28234	25 mm	-

<b>Tee</b>			
	28212	19 mm	-
	28222	20 mm	100
	28232	25 mm	-

<b>Short Bend</b>			
	28217	19 mm	-
	28227	20 mm	50
	28237	25 mm	-


<b>Lock Saddle</b>			
	28210	19 mm	-
	28220	20 mm	100
	28230	25 mm	-


<b>Prime Long Bend</b>			
	28317	19 mm	50
	28327	20 mm	50
	28337	25 mm	50


**Product Codes:**


Product codes are 6 digits long. The last digit stands for the colour.  
 0 - Black 1 - White 2 - Grey 3 - Ivory  
 For e.g. The code for 19 mm Coupling (Black) will be 28213 + 0 = 282130.


Product	Code	Dimension	Pkg.	M.Pkg.
<b>1 Way J. Box</b>				
	29011	19 mm	20	1000
	29021	20 mm	20	1000
	29031	25 mm	20	960
	29041	32 mm	10	-
	29051	40 mm	10	-
	29061	50 mm	10	-


Product	Code	Dimension	Pkg.	M.Pkg.
<b>2 Way J. Box</b>				
	29012	19 mm	20	960
	29022	20 mm	20	960
	29032	25 mm	20	960
	29042	32 mm	10	-
	29052	40 mm	10	-
	29062	50 mm	10	-


Product	Code	Dimension	Pkg.	M.Pkg.
<b>3 Way J. Box</b>				
	29014	19 mm	20	960
	29024	20 mm	20	960
	29034	25 mm	20	960
	29044	32 mm	10	-
	29054	40 mm	10	-
	29064	50 mm	10	-


Product	Code	Dimension	Pkg.	M.Pkg.
<b>4 Way J. Box</b>				
	29015	19 mm	20	720
	29025	20 mm	20	720
	29035	25 mm	20	720
	29045	32 mm	10	-
	29055	40 mm	10	-
	29065	50 mm	10	-

Product	Code	Dimension	Pkg.	M.Pkg.
<b>1 Way Deep J. Box</b>				
	29111	19 mm	-	-
	29121	20 mm	10	500
	29131	25 mm	-	-


Product	Code	Dimension	Pkg.	M.Pkg.
<b>2 Way Deep J. Box</b>				
	29112	19 mm	-	-
	29122	20 mm	10	480
	29132	25 mm	-	-

Product	Code	Dimension	Pkg.	M.Pkg.
<b>3 Way Deep J. Box</b>				
	29114	19 mm	-	-
	29124	20 mm	10	450
	29134	25 mm	-	-


Product	Code	Dimension	Pkg.	M.Pkg.
<b>4 Way Deep J. Box</b>				
	29115	19 mm	-	-
	29125	20 mm	10	360
	29135	25 mm	-	-


Product	Code	Dimension	Pkg.	M.Pkg.
<b>Elbow</b>				
	29211	19 mm	100	5000
	29221	20 mm	100	4800
	29231	25 mm	100	2700


Product	Code	Dimension	Pkg.	M.Pkg.
<b>Coupling</b>				
	29213	19 mm	100	5000
	29223	20 mm	100	5000
	29233	25 mm	100	4500
	29243	32 mm	50	2500
	29253	40 mm	50	1300
	29263	50 mm	50	1300


Product	Code	Dimension	Pkg.	M.Pkg.
<b>Patti Saddle</b>				
	29214	19 mm	100	5000
	29224	20 mm	100	5000
	29234	25 mm	100	5000
	29244	32 mm	50	2500
	29254	40 mm	50	2500
	29264	50 mm	50	2500


Product	Code	Dimension	Pkg.	M.Pkg.
<b>Bend</b>				
	29217	19 mm	50	2100
	29227	20 mm	50	2100
	29237	25 mm	50	1200
	29247	32 mm	25	450
	29257	40 mm	25	450
	29267	50 mm	25	450


Product	Code	Dimension	Pkg.	M.Pkg.
<b>Clip</b>				
	29218	19 mm	100	10000
	29228	20 mm	100	10000
	29238	25 mm	100	5000
	29248	32 mm	50	2500
	29258	40 mm	50	2500
	29268	50 mm	50	2500

Product	Code	Dimension	Pkg.	M.Pkg.
<b>Tee</b>				
	29212	19 mm	100	4500
	29222	20 mm	100	4500
	29232	25 mm	100	2700



Product	Code	Dimension	Pkg.	M.Pkg.
<b>Push Saddle</b>				
	29210	19 mm	100	6000
	29220	20 mm	100	6000
	29230	25 mm	100	5000


Product	Code	Dimension	Pkg.	M.Pkg.
<b>Extension Ring</b>				
	29202	-	100	2700

Product	Code	Dimension	Pkg.	M.Pkg.
<b>Fan Box</b>				
	29216	19 mm	10	270
	29226	20 mm	10	480
	29236	25 mm	10	480

Product	Code	Dimension	Pkg.	M.Pkg.
<b>Fan Box with Hook</b>				
	29215	19 mm	5	-
	29225	20 mm	5	180
	29235	25 mm	5	-

# Light Conduit Fittings

Product	Code	Dimension	Pkg.	M.Pkg.
<b>Pipe Reducer</b>				
	29281	25 mm to 19 mm	100	10000
	29282	25 mm to 20 mm	100	
<b>Female Bush Adapter</b>				
	29272	20 mm	20	2000
	29273	25 mm	20	
<small>* Available In Black, Grey, Ivory</small>				

Product	Code	Dimension	Pkg.	M.Pkg.
<b>3/16 Machine Screws for J. Box</b>				
	200010	1"	500	-
	200020	1½"	300	-
	200030	2"	200	-
	200040	2½"	200	-
	200050	3"	200	-

## Product Codes:


Product codes are 6 digits long. The last digit stands for the colour.

0 - Black 2 - Grey 3 - Ivory

For e.g. The code for 19 mm Coupling (Black) will be 29213 + 0 = 292130.

Fan box is an electrical device that provides secure mounting to a ceiling fan. Traditionally, it has been spherical. Today, it comes in many shapes and designs that make it easier to use. It has a hook in the middle to hang the ceiling fan. There are multiple holes along the periphery of the fan box to extend the wiring in any direction. Fan boxes are installed in the middle of the room to have a proper flow of air in every corner. Being one of the most sought-after Fan Box manufacturers in India, Pressfit has an unmatched variety of shapes and designs to suit various applications.

**Diya**



**Diya Plus**



**Galaxy**



**GX**



**Octa**



**Neo**  
Metal Fan Box



**Neo Plus**  
Metal Fan Box  
Powder-Coated



Code	Description	Pkg.
282151	Diya 19-20 mm (2-in-1)	20
282041	Diya 25 mm	20
282031	Diya Plus 20-25 mm (2-in-1)	20
282051	Galaxy 20-25 mm (2-in-1)	20

Code	Description	Pkg.
282071	GX 25 mm	20
282081	Octa 25 mm	20
282062	Neo Metal Fan Box 25 mm	20
282068	Neo+ Metal Fan Box 25 mm	20





# Transforming Your Houses To Homes.

Wires and Cables, Switches, Wiring Devices, Cable Ties, Essential Accessories, Wall Plugs are Some of Our Products, With PVC Conduit Pipes and PVC Casing Being the Flagship Products. Pressfit Covers the Entire Spectrum of Products in the Electrical Industry to Meet the Ever Increasing Demand.



**.pressfit®**

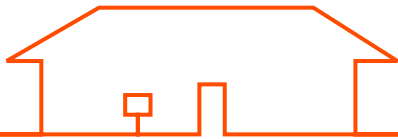


# PVC Casing-Capping

# Common Applications And Uses By Industry

---

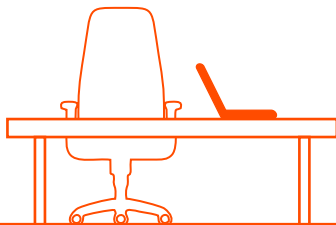
## Homes



We constantly find ourselves a wall socket or a wire short whenever we install new devices or electrical appliances. Sometimes, the electrician forgets to provide the appropriate number of sockets/jacks in your wall plates and the only solution left is to run a new wire from the source. But nobody likes to see even a single wire out-of-place or going from end-to-end on our beautiful walls.

With Pressfit's Casing, you have an aesthetic alternative! Using our Trunking solutions, you can simply cover and protect the wires completely and paint over it to match your walls. You might not even notice the difference!

## Offices




Today, businesses need their office spaces to be highly dynamic and flexible. They must be ready for individual cabins as well as for open spaces with shared desks.

With Pressfit's Casing, it is extremely easy to reconfigure offices to meet your organization's new electrical requirements. The ivory colour of the product matches the colour schemes of many offices. You can also always paint over the Casing as per your requirements without affecting the contents inside.

PVC Casing is also the best way to protect the under-the-desk wiring in case someone unknowingly kicks it.

## Factories



It is highly inconvenient to use concealed wiring in factories. Casing proves to be ideal protection for unconcealed wiring. Casing doesn't harden or crack over time. The overall layout of machines in a factory might need regular changes. In such cases, Casing is the ideal solution as it is easy to install, user-friendly, and less laborious.

Pressfit's Casing resists extreme variations in temperature without compromising on performance and safety. Our Casing is known for its precise design, lightweight, and accurate dimension. In any complex manufacturing process, the factory managers can rely on us to promptly deliver high-quality products and meet their requirements.

Pressfit's PVC Casing-Capping is an essential electrical component used to enclose and protect unconcealed wiring. It is one of the oldest and simplest wiring systems all over the world which is still widely used. Pressfit's Casing-Capping is made in strict adherence to the IS: 14927 Part 2 standards laid down by the Bureau of Indian Standards (BIS). Pressfit is the leading manufacturer of PVC Casing-Capping in India. Manufactured at its state-of-the-art production plants using the premium raw materials and chemicals sourced from a host of European countries, our products stand tall among the alternatives, while still being economically competitive. Casing & Capping takes channel surface wiring to a new level.


## Technical Features

---




### Fire-Retardant

The Casing is self-extinguishing & can withstand high temperatures. In case of fire emergencies, it retards the spreading of fire across the Casing.



### Shock-Proof

Our Casing has been designed such that it meets the required safety standards. It is completely shock-proof.



### Higher Durability

It keeps the wiring system organized and structured. The strong material composition keeps the wires safe. Our Casing is highly durable and impact-resistant.



### Protects wiring from dust & water

Casing encloses the wiring from all sides. Its strong external covering protects the wires from dust, water, and chemicals.



### Clean Laser Printing

We employ laser technology, which leaves permanent and clean marking. Using laser print is also environmentally

# PVC Casing-Capping



## Utility Features



### Secure & Firm Locking

Press-to-Fit mechanism ensures that your wires are securely enclosed within the Casing-Capping. The wires are firmly affixed to the wall, preventing any accidents.



### Wide Variety of Lockings

To accommodate the demands of the highly diverse Indian market, we have 7 different locking mechanisms available in a wide range of sizes.




### Easy-to-use & Quick-to-install

Quick and easy installation makes it very user-friendly for electricians. Various innovative locking mechanisms are available to meet all kinds of demands.



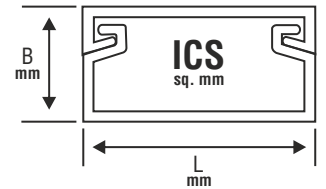
### Trouble-Free Rewiring

The locking mechanisms that are easy to open and close makes the electrician's rewiring and maintenance tasks faster and easier.



### Greater Cross-Sectional Area

Lots of internal space creates a passage for more number of wires. Entanglement of wires can be avoided. It prevents any scrapping and scratching of wires.

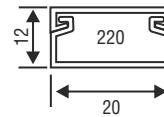
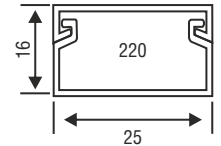
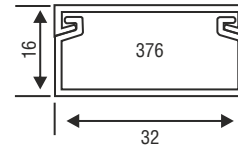
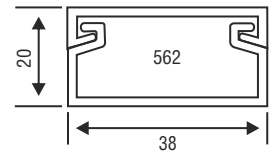
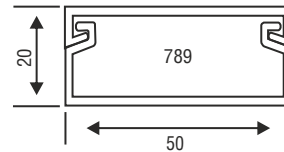


- Greater wall thickness and a stronger locking system.
- Processed with virgin raw materials and blended with special additives through efficient production techniques.
- Improved strength, glossy finish, durability, toughness, and style to add versatility to your interior design.
- Made using State-of-the-art technology.
- Fire-retardant and corrosion-free.

## Tejas

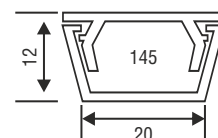
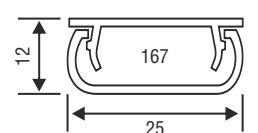
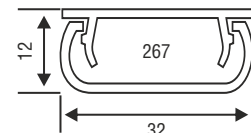
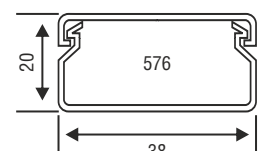
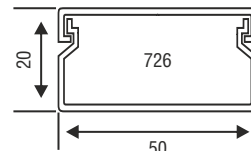


B.T.



Push fit lock also assures easy maintenance.

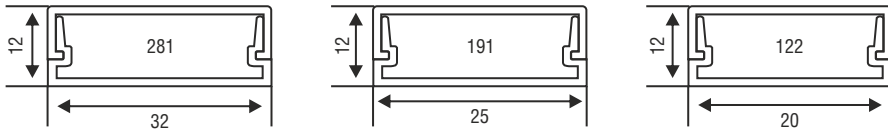
## Royal



Dual locking system to ensure heavy-duty locking.



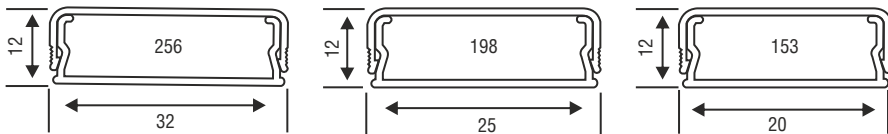
# PVC Casing-Capping



B.T.

## Glory

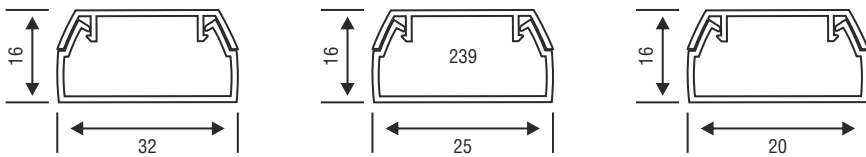
**Groove Lock which creates excellent load-carrying capacity.**



B.T.

## Diya

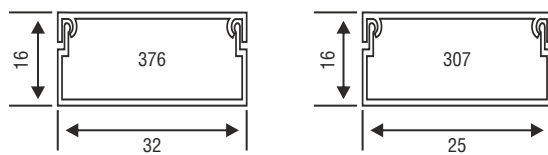
**Smooth locking and unlocking system for easy use.**



B.T.

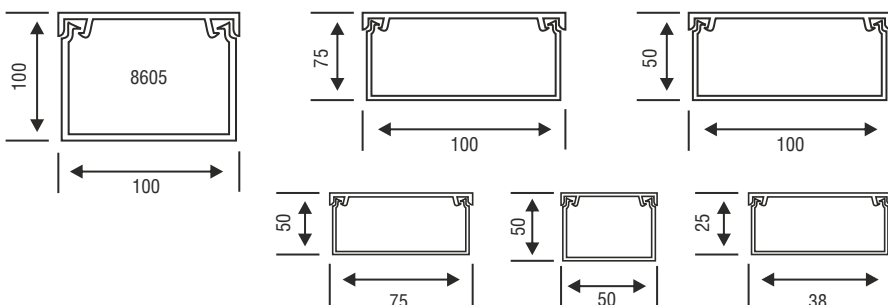
## Nano

**Convenient locking system for better utility.**



B.T.

## Plus

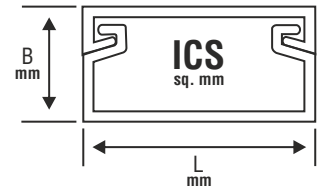


B.T.

## Maxi Trunking

**Easy locking and suitable for a huge bunch of wires.**

B.T. - Box Type

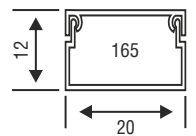
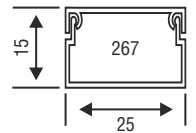
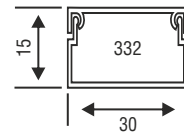
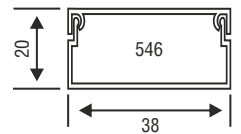
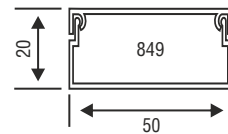


- Safe, user-friendly, and reliable.
- Tested by our knowledgeable technicians to ensure that it meets our desired quality standards.
- ISI certified or not, our Casing is made from the best raw materials.
- Quick installation saves time.
- Low-cost, value for money product.

## Galaxy

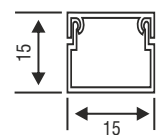
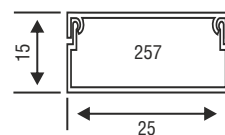
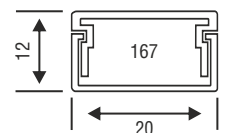
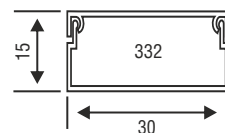
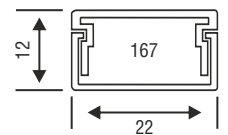
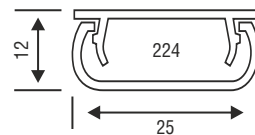


B.T.



**Strong and trouble-free locking.**

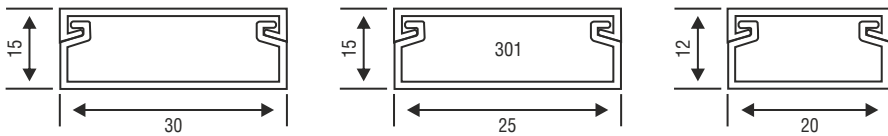
## Gold



**Dual locking system to ensure heavy-duty locking.**



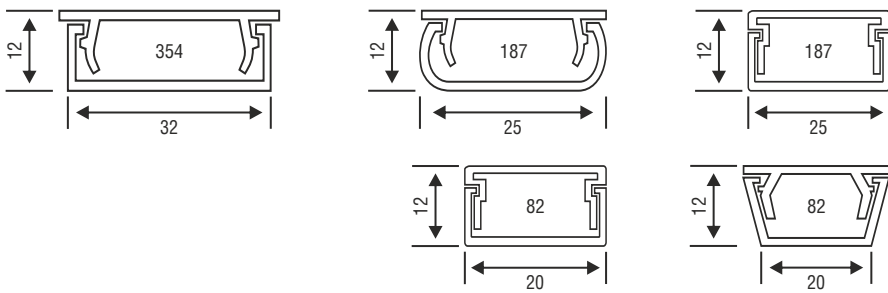
# PVC Casing-Capping



B.T.

## Lexi

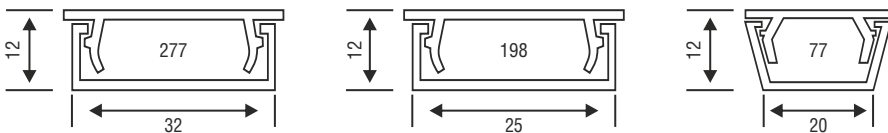
*Push fit lock also assures easy maintenance.*



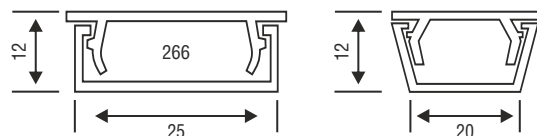
## Nova

B.T. - 20x12, 25x12, 32x12

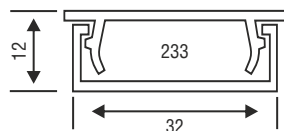
*Has a dual locking system which is impossible to break.*



## Viraj



## Lords



B.T.

## Deluxe

*Dual locking system for maximum safety.*

B.T. - Box Type



**Tejas (TJ)**

CODE	SIZE	TYPE	PKG. (N)	WT (mm)
112010	20x12	D	200	1.2
112030	25x16	H	100	1.2
112070	32x16	G	100	1.2
112080	38x20	B	50	1.3
112090	50x20	A	50	1.3

**Royal (RL)**

CODE	SIZE	TYPE	PKG. (N)	WT (mm)
111010	20x12	C	200	1.2
111020	25x12	E	150	1.2
111050	32x12	F	100	1.2
111080	38x20	B	50	1.3
111090	50x20	A	50	1.3

**Diya (DY)**

CODE	SIZE	TYPE	PKG. (N)	WT (mm)
103010	20x12	D	200	1.2
103020	25x12	E	150	1.2
103050	32x12	F	100	1.2

**Glory (GL)**

CODE	SIZE	TYPE	PKG. (N)	WT (mm)
105010	20x12	D	200	1.2
105020	25x12	E	150	1.2
105050	32x12	F	100	1.2

**-Maxi Trunking (MX)-**

CODE	SIZE	PKG. (N)	WT (mm)
113011	38x25	50	1.6
113021	50x50	30	1.6
113031	75x50	20	2.0
113041	100x50	15	2.2
113051	100x75	15	2.2
113061	100x100	12	2.2

**Nano (NN)**

CODE	SIZE	TYPE	PKG. (N)	WT (mm)
109010	20x16	D	200	1.2
109030	25x16	H	100	1.2
109070	32x16	G	100	1.2

**Plus (PL)**

CODE	SIZE	TYPE	PKG. (N)	WT (mm)
115030	25x16	E	100	1.2
115070	32x16	F	100	1.2

IS

## Nova (NV)

CODE	SIZE	TYPE	PKG. (N)	WT (mm)
110010	20x12	C	200	0.9
110020	25x12	E	150	0.9
110210	20x12 BT	D	200	-
110220	25x12 BT	E	150	-
110050	32x12 BT	F	100	0.9

## Galaxy (GX)

CODE	SIZE	TYPE	PKG. (N)	WT (mm)
104010	20x12	D	200	0.8
104030	25x15	H	150	0.8
104040	30x15	G	120	0.8
104080	38x20	B	50	1.0
104090	50x20	A	50	1.0

## Lexi (LX)

CODE	SIZE	TYPE	PKG. (N)	WT (mm)
107010	20x12	D	200	0.8
107030	25x15	H	150	0.8
107040	30x15	G	100	0.8

## Viraj (VJ)

CODE	SIZE	TYPE	PKG. (N)	WT (mm)
114010	20x12	C	200	0.7
114020	25x12	E	150	0.7
114050	32x12	F	100	0.7

## Gold (GD)

CODE	SIZE	TYPE	PKG. (N)	WT (mm)
106010	20x12	D	200	0.8
106020	22x12	E	150	0.8
106050	25x12	F	100	0.8
101000	15x15	-	200	-
101030	25x15	H	150	0.8
101040	30x15	G	120	0.8

## Lord's (LD)

CODE	SIZE	TYPE	PKG. (N)	WT (mm)
108010	20x12	C	200	0.6
108050	25x12	F	100	0.6

## Deluxe (DX)

CODE	SIZE	TYPE	PKG. (N)	WT (mm)
110060	32x12 BT	F	100	1.0

Use the "Type" mentioned with each Casing size to match with its compatible Casing fitting.  
For e.g. Royal 32x12 - Type F, will be compatible with Type F fittings.

# PVC Casing Fittings



## Elbow

An Elbow is a fitting used to change the direction of the ducting. The elbow connections allow you to reroute the Casing-Capping to turn corners or fit in a limited space.



## Internal Bend

An Internal Bend, also simply called Internal, is a fitting used to bend the Ducting at an angle of 90° along the inner corner of a wall. Simply joining two Ducting lines Leaves a gap which is covered by an internal bend.



## Junction Box

A Junction Box, is essentially a junction of multiple Casing lines. Junction Boxes are available in 5 types: 1 Way, 2 Way - Angle, 2 Way - Through, 3 Way, and 4 Way.



## Coupling

A Coupling is the simplest casing fitting. A Coupling is like an adapter that allows two lengths of Ducting/Casing to be joined at their ends (i.e. couple them) and extend or continue the Ducting line.

Casing fittings are simple accessories that are used to join, connect, and divert multiple Casings and wiring ducts in desired directions. These accessories form an interconnected ducting network that safely encloses the electrical wiring. It connects perfectly with the Ducting and forms a safe and protected enclosure for the wires at its junctions. They include Elbow, Tee, Coupling, Internal, External, Square Box, Junction Box, and Reducer. They are available in various sizes for compatibility with different sizes of our PVC Casing-Capping. Our fittings have a simple press-to-fit mechanism that enables quick installation as well as maintenance of the wiring.

## Tee

A Tee is a T-shaped short piece of Ducting with lateral outlets. It is used to connect a Ducting line with another duct laid at an angle of 90 ° with the line. They help in changing the direction of the Pipes.



## External Bend

An External Bend, also simply called External, is a Fitting used to bend the Ducting at an angle of 90° along the outer edge of a wall/surface. It facilitates functioning in tricky corners.



## Square Box


Square Boxes are used to create connection points and provide support for bulb holders. Wires can be routed through their holes easily.




## Reducer


A Reducer, as the name suggests, reduces the size of the Ducting from a larger size to a smaller one as per the requirement. A Reducer is compatible with a larger Casing size at one end and a smaller size at the other.





Product	Code	Description	Pkg.
<b>TYPE A - 50 x 20 (2")</b>			
	137100	Elbow	50
	137300	Coupling	50
	137200	Tee	50
	137400	Internal	50
	137500	External	50
			} 2500
			} 2400


<b>TYPE B - 38 x 20 (1½")</b>			
	136100	Elbow	50
	136300	Coupling	50
	136200	Tee	50
	136400	Internal	50
	136500	External	50
			} 2500
			} 4000
			} 2500
			} 2400


<b>TYPE C - 20 mm (¾")</b>			
	130100	Elbow	100
	130300	Coupling	100
	130200	Tee	100
	130400	Internal	100
	130500	External	100
			} 10000
			} 5000


<b>TYPE D - 20 mm (20 x 12 B.T., ½" B.T.)</b>			
	131100	Elbow	100
	131300	Coupling	100
	131200	Tee	100
	131400	Internal	100
	131500	External	100
			} 10000


<b>TYPE E - 22 mm (25 x 12, ¾")</b>			
	132100	Elbow	100
	132300	Coupling	100
	132200	Tee	100
	132400	Internal	100
	132500	External	100
			} 10000

<b>TYPE F - 25 mm (32 x 12, 1")</b>			
	135100	Elbow	100
	135300	Coupling	100
	135200	Tee	100
	135400	Internal	100
	135500	External	100
			} 5000
			} 8000
			} 5000
			} 4800










<b>TYPE G - 30 x 15 (1")</b>			
	134100	Elbow	100
	134300	Coupling	100
	134200	Tee	100
	134400	Internal	100
	134500	External	100
			} 5000
			} 8000
			} 5000
			} 4800


<b>TYPE H - 25 x 16 (¾")</b>			
	133100	Elbow	100
	133300	Coupling	100
	133200	Tee	100
	133400	Internal	100
	133500	External	100
			} 5000
			} 8000
			} 5000
			} 4800

Product	Code	Description	Pkg.
<b>TYPE F - 25 mm (32 x 12, 1") J. Box</b>			
	140113	1 Way	20
	140123	2 Way	20
	140133	2 Way - A Type	20
	140143	3 Way	20
	140153	4 Way	20
			} 1600
			} 1000

<b>TYPE G - 30 x 15 (1") J. Box</b>			
	140213	1 Way	20
	140223	2 Way	20
	140233	3 Way	20
	140243	4 Way	20
			} 1000

<b>TYPE F - 25 mm (32 x 12, 1") J. Box</b>			
	140313	1 Way Diya	20
	140323	2 Way Diya	20
	140333	3 Way Diya	20
	140343	4 Way Diya	20
			} 1000


	150013	Badshah Square Box	50	2000
	150023	Diya Square Box	50	2000
	150033	Tejas Square Box (4x7)	20	800
	150103	Doctor 20 mm (D)	100	.....
	150113	Doctor 22mm (E)	100	.....
	150123	Doctor 25 mm (F)	100	.....
	150213	25 to 20 mm Reducer	100	.....
	150223	25 to 22 mm Reducer	100	.....
	150233	Round Block	12	1440

	150041	Royal Square Box	50	2000

Use the "Type" mentioned with each fitting to match with its compatible Casing size.

For e.g. Type G fittings will be compatible with Type G Casing sizes like Tejas 32x16.

# FR/FRLS Wires & Cables



100% Bunched  
Electrolytic Copper

**Safety First**

**Flame Retardant**  
**Anti-Termite**  
**Anti-Rodent**



**.pressfit®**



# PVC Panel Trunking



# Panel Trunking

Panel Trunking is a plastic enclosure that typically has a rectangular cross-section with a removable side on top and slots at the sides. It is used to protect, encase, and organize wires and cables in control panels, distribution boards, network racks, etc.

Organized Wiring is critical to the operation and maintenance of control panels and distribution boards. Pressfit's Panel Trunking helps machine manufacturers, panel makers, and IT professionals in installing and running clean wiring setups, even if they are complex. Our Panel Trunking is made of rigid, self-extinguishing PVC, which offers outstanding safety and strength even under harsh conditions.


## Features

---



### Restricted Slot Design

The wire slots are tapered at the ends to keep wires from spilling out. It keeps the entire wiring system compactly organized.



### Non-Slip, Click-on Cover

The Non-Slip, Click-On Cover doesn't slip/slide even if the channel is mounted vertically. This is essential in preventing the wires from spilling out of the channel.




### Thermally Stable

We use high quality raw materials and advanced technologies to make our Panel Trunking thermally stable. This helps to extend their lifespan.



### Self-Extinguishing

Pressfit's Panel Trunking is made of self-extinguishing PVC. This helps to limit the spread of fire and serious damage in case of a fire emergency.



### Strong and sturdy

Our Trunkings are extremely rigid which make them highly durable and impact-resistant. The strong material composition keeps the wires safe.

## Panel Trunking



CODE	DIM. (mm)	PKG. (N)
120010	15 x 15	----
120030	25 x 15	----
120040	25 x 25	120
120080	30 x 25	120
120100	40 x 30	90
120150	45 x 25	100
120160	45 x 30	80
120170	45 x 45	60
120180	45 x 60	50
120190	60 x 25	80
120200	60 x 40	60
120210	60 x 45	56
120220	60 x 60	44
120240	75 x 25	----
120250	75 x 45	46
120260	75 x 60	38
120270	75 x 75	30
120360	100 x 75	22
120370	100 x 100	16

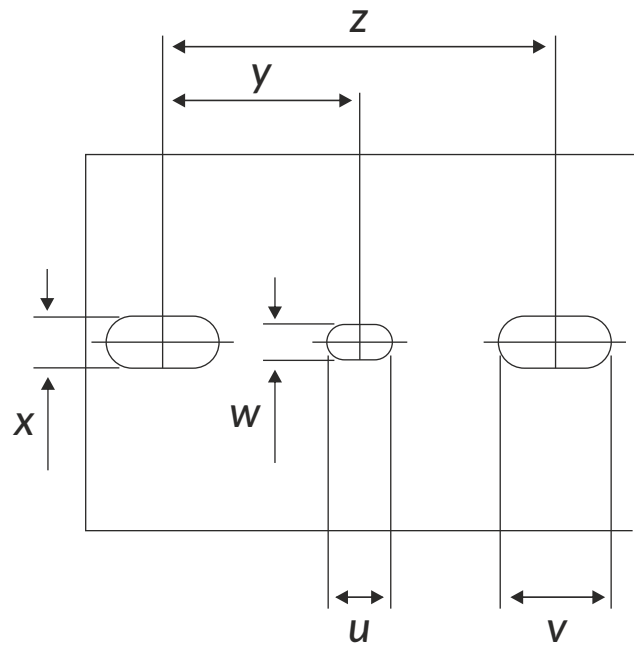


**The Choice of  
Smart Engineers !**

**Colour: Grey**

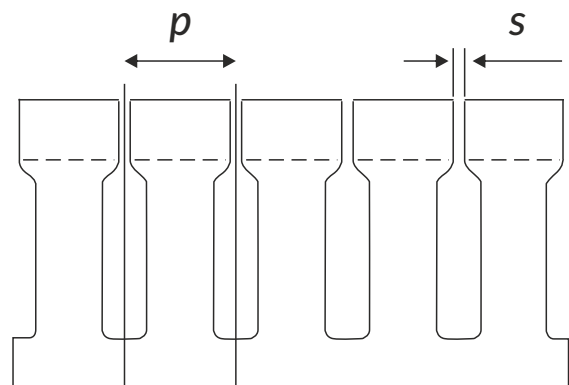
# Technical Specifications

Notation	Description	Value $\pm$ Tol. (mm)
u	Length of the Smaller Base Slot	$8 \pm 0.5$
v	Length of the Larger Slot	$14 \pm 0.5$
w	Width of the Smaller Slot	$4.5 \pm 0.3$
x	Width of the Larger Slot	$6.5 \pm 0.3$
y	Centre-to-centre Distance Between the Larger and Smaller Base Slots	$25 \pm 1$
z	Centre-to-centre Distance Between Larger Base Slots	$50 \pm 1$




## Base Slots to DIN 43659.

Notation	Description	Value $\pm$ Tol. (mm)
p	Centre-to-centre Distance Between 2 Slots	$20 \pm 1$
s	Width of Restricted Slot End	$2 \pm 0.1$



Notation	Description	Value $\pm$ Tol. (mm)
g	Distance From Base	$10 \pm 0.2$
e	Distance Between Fingers	$8 \pm 0.2$
f	Thickness of Fingers	$12 \pm 0.2$



## Characteristics Of Pressfit High Impact uPvc

Tensile Strength	:	450/565 kg/cm <sup>2</sup>
Chemical Resistance	:	The material is virtually unaffected by inorganic acid, alkalis, and salt.
Coefficient of linear Expansion	:	7x10/m/°C
Water Absorption	:	Negligible
Flammability	:	IS: 9537 Part 3, IS: 3419, IS: 14927 Part 2, BS:4607 and BS: EN61386 -1: 2008
Vicat. Softening point (Pipe & Trunking)	:	80°C
Vicat. Softening point (Moulded Fittings)	:	76°C
Oxygen Index	:	40%
Electric Strength	:	To the requirement of IS: 9537 Part 3, IS: 3419, IS: 14927 Part 2, BS: 4607 and BS: EN61386 -1: 2008
Insulation Resistance	:	To the requirements of IS: 9537 Part 3, IS: 3419, IS: 14927 Part2, BS: 4607 and BS: EN61386 -1: 2008
Operating Temperature	:	5°C to + 60°C
Elongation	:	> 15%

## Standards

Conduit	:	IS: 9537 Part 3, BS: EN61386 -1: 2008
Conduit Fittings	:	IS: 3419 with latest amendment, BS: 4607
Trunking	:	IS: 14927 Part 2, BS: EN 50085-2-1: 2006

# Clientele

## Private Partners



## Public Departments





# 30 Years of Quality Solutions

*Pressfit has been a pioneer in the production of specialized plastic products and accessories in the domestic electrical industry. We use our technical expertise to create and deliver high-quality, world-class products.*

*We look to create a highly customer-centric approach with strong customer focus at the heart of operations. Throughout the production process, we have strict inspections to ensure that our products adhere to national and international standards.*

*Thirty years of meticulous market research, testing, and experience has helped us gain market share and the trust of the industry. We offer multiple solutions in every product category to meet the diverse demands of Indian electrical consumers.*

## Terms & Conditions:

1. Products will be supplied in their standard packaging.
2. Disputes, if any, will be subject to Ulhasnagar jurisdiction only.
3. We continuously upgrade our products and technology to provide our customers with the best experience. Due to this, the product design, specifications, or packaging, may change without prior notice.

## Pressfit Pipe And Profile

Plot No. 93, Sector 6A, Jawahar Talkies Compound,  
Kalyan-Ambarnath Road, Ulhasnagar, Dist. Thane,  
Maharashtra - 421003. Email: sales@pressfitindia.com  
Customer Care No.: 1800-2121-770



www.pressfitindia.com